

## DATA SHEET

# MEMOLUB® EPS (External Power Supply)

A full featured externally powered, self-contained automatic lubricator that provides precise, reliable lubrication

### General Description

The MEMOLUB® EPS is a reusable electro-mechanical lubricator designed to be externally powered by a 24VDC power supply. It's constant 350psi lubricant output pressure allows the unit to be direct mounted, remote mounted up to 40 feet\* away from the lube point, or coupled with a progressive distribution block to lubricate from 2 to 12 lube points. It is available in three capacity sizes 120cc, 240cc and 480cc.

\*Maximum lube line length is dependent on ambient temperature, grease type and application back pressure.

### Operation

The MEMOLUB® EPS positive displacement pump has been primed before shipment and is ready for use. On first installation, all fittings, lube lines and bearings should be pre-charged with the same lubricant that was ordered with the MEMOLUB® EPS lubricator.

The MEMOLUB® EPS is supplied with a 12" wire lead that is connected to an external power source. When power is supplied to the EPS unit, it will complete one lube cycle and then follow the preset MEMO output program. When power is turned off to the EPS unit the lubrication cycle stops until power is reestablished. When stepping down from a 110VAC power source, order the MEMOLUB® EPS 24VDC lubricator and a Power Transformer (part # OPEPS11024D25-RS).

When the lubricant cartridge is empty, disconnect the lead wire from the power source and unscrew the MEMOLUB® EPS lubricator from the MEMO fitting. Place the unit on a firm surface, outlet end down. Push down on the clear plastic housing while turning the black plastic locking ring counter-clockwise. The housing and spring assembly will separate from the pump base. Remove the empty cartridge and replace with a new one. We recommend using a quick disconnect plug between the 12" wire lead and the power supply for easy removal of the unit. Lead wire extension kits are available in 15 and 30 foot lengths and each are assembled with a quick screw connector for easy lubricant cartridge change-outs.

### Programming the EPS



The MEMOLUB® EPS daily lubricant output is programmed using the simple MEMO system. The Red, White and Black timing rings determine how often the lubricator will cycle. The seven basic time settings required to handle most applications are programmed by using one, two or all three colored timing rings. To fine tune the lubricant output, you can adjust the piston stroke by installing the spacer washers into the MEMO

fitting yielding 52 output settings. Once set and installed, the program is retained in the MEMO fitting allowing the user to install a different MEMOLUB® EPS lubricator without having to reprogram the unit.



### Benefits

Utilize existing power from your equipment

Reduce production downtime by lubricating your equipment while in operation

Improve safety by remote mounting the lubricator up to 40 feet from lube points in hazardous locations

Reduce lubrication costs by utilizing "Minimal Lubrication Practices"

#### Lubricator Part Number

MLEPS120-24V (120cc)

MLEPS240-24V (240cc)

MLEPS480-24V (480cc)



Power Lube Industrial, LLC

4930 S. 2nd St. Ste 300

Milwaukee, WI 53207

800.635.8170 Toll-Free

414.727.8170 Local

414.727.8171 Fax

www.powerlubeind.com

MEMO System - Basic Frequency Settings						
Colored timing rings	Strokes per day	CC's per stroke	Daily Output in CC's	Model 120 Months to empty	Model 240 Months to empty	Model 480 Months to empty
R W B	24	0.63	15.1	N/A	0.5	1
R W	12	0.63	7.6	0.5	1	2
R B	4	0.63	2.5	1.5	3	6
R	2	0.63	1.3	3	6	12
W B	1.5	0.63	1	4	8	16
W	1	0.63	0.6	6	12	24
B	0.5*	0.63	0.3	12	24	N/A

\*Lubrication cycles every other day (48 hours)


### Basic Frequency Settings

There are 7 basic frequency settings that are suitable for most industrial applications. They are programmed by installing one or a combination of the three colored timing rings into the ring holder attached to the brass fitting. When you screw the MEMOLUB® lubricator onto the brass fitting, the timing rings depress the switches on the bottom of the lubricator. This activates the lubricator program.


*Note: The "Months to Empty" is based on continuous use of the MEMOLUB® EPS lubricator. The lubricant cartridge will last longer with intermittent use.*

To Fine Tune your MEMOLUB® EPS please see the "MEMO SYSTEM" technical data sheet.

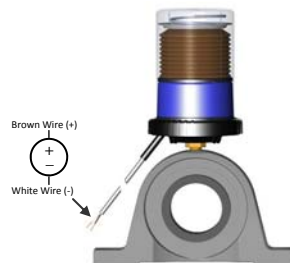
## Installation Instructions



Program the MEMO fitting to the appropriate lubricant output setting and install it on the lube point.



Screw on the MEMOLUB® EPS lubricator on MEMO fitting.



Connect the cable to external power source. When power is applied the EPS lubricator will cycle once and then follow the MEMO program. When the power is removed the program will stop until power is re-sumed.

**DATA SHEET** MEMOLUB® EPS (External Power Supply)

Specifications	
Operation:	Electro-Mechanical, Positive displacement pump
Lubricant cartridge capacity:	120cc, 240cc or 480cc (Replaceable)
Compatible lubricants:	Oils or Grease (to NLGI #2)
Connection thread:	1/4" NPT Male
Max operating pressure:	350psi (25 bar)
Temperature range:	5°F to 120°F (-15°C to 50°C)
Output timing settings:	52 Adjustable settings
Power supply:	External 24VDC; < 0.5 amps
External On/Off Control	Yes
Remote installation:	Up to 40 feet (12 meters), single-point*
Reusable:	Yes
Multi-Point compatible:	Yes
Warranty:	2 Year limited

\*Maximum lube line length is dependent on ambient temperature, grease type and application back pressure.

**Electrical Specifications**

Wire: Brown (+) / White (-)  
 Wiring length between MEMOLUB® EPS and Power Supply  
 AWG 20 (Cross section 2 x 0.5mm<sup>2</sup>) - 16 feet ( 5 meters) or less  
 AWG 18 (Cross section 2 x 1.0mm<sup>2</sup>) - 30 feet ( 10 meters) or less

Power Supply:  
 External 24VDC Source  
 Output Current 2 Amps max / 0.5 Amp working



**Application Photo**



Conveyor application

**Accessories**

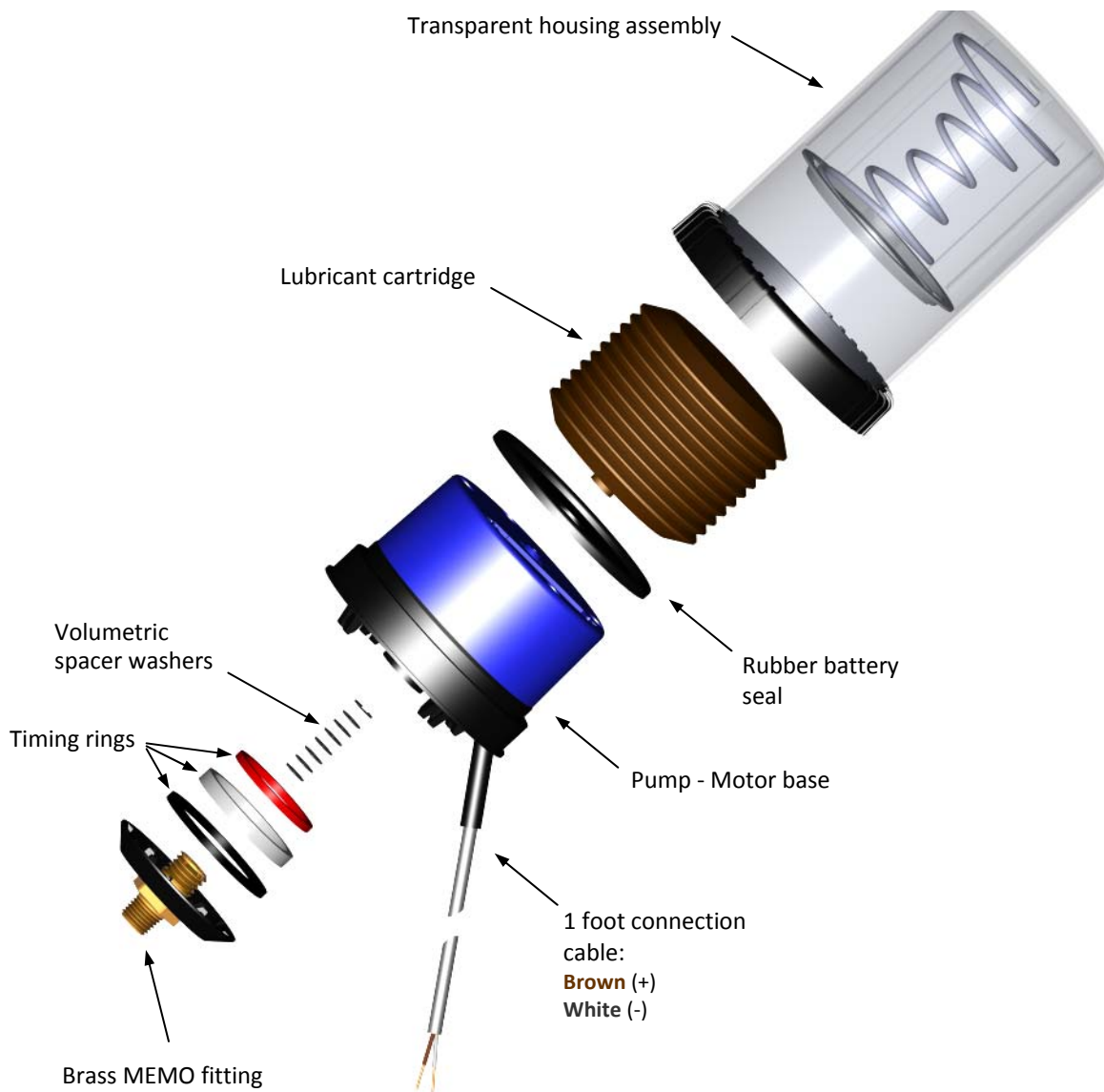


Power Transformer  
 Step-down  
 110VAC to 24VDC



Power Transformer  
 Kits - includes transformer,  
 connectors and 15' or 30'  
 extension wire

Exploded View



Power Lube Industrial, LLC  
4930 S. 2nd St. Ste 300  
Milwaukee, WI 53207  
800.635.8170 Toll-Free  
414.727.8170 Local  
414.727.8171 Fax  
[www.powerlubeind.com](http://www.powerlubeind.com)