



The new MEMOLUB® Protective Cover is our most durable cover yet. Built to last under the toughest conditions, this cover is designed to meet your needs and is easy to install.

*How to order:*

Model 120/240A    Part # IPM-DCSM-1  
Model 480            Part # IPM-DCG-1



**Installation Instructions:**


**1.**

Remove the lubricator.




**2.**

Remove the timing ring holder.




**3.**

Place cover over the MEMO fitting.



**4.**

Replace the timing ring holder.



**5.**

Replace the lubricator.



**6.**

Screw dust cover jar onto lid.



Power Lube Industrial, LLC \* 4930 S. 2nd St. Ste 300 \* Milwaukee, WI 53207  
Telephone 800-635-8170 \* FAX 414.727.8171